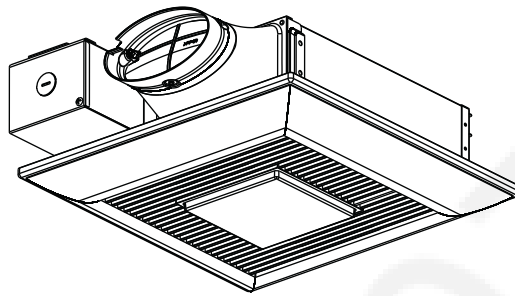


# Service Manual

## Ventilating Fan




FV-0510VSL1



### WARNING

This service information is designed for experienced repair technicians only and is not designed for use by the general public. It does not contain warnings or cautions to advise non-technical individuals of potential dangers in attempting to service a product. Products powered by electricity should be serviced or repaired only by experienced professional technicians. Any attempt to service or repair the product or products dealt with in this service information by anyone else could result in serious injury or death.

### IMPORTANT SAFETY NOTICE

There are special components used in this equipment which are important for safety. These parts are marked by  in the Schematic Diagrams, Exploded Views and Replacement Parts List. It is essential that these critical parts should be replaced with manufacturer's specified parts to prevent shock, fire or other hazards. Do not modify the original design without permission of manufacture.

We suggest to handle such parts after the static electricity prevention.

It is forbidden to touch the PCB parts by bare hands during the repairing process.

## CONTENTS

## PAGE

1.Specifications .....	1
2.Parts Identification .....	2~3
3.Wiring Diagram .....	4
4.Parts List .....	5

# 1. Specifications

---

Model No.	Air direction	Voltage (V)	Frequency (Hz)	Duct diameter (inches)	Air volume at 0.1" WG (CFM)	Noise (sones)	Speed (rpm)	Power (W)	Weight lb.(kg)
FV-0510VSL1	Exhaust	120	60	4	50	<0.3	733	4.5	7.9 (3.6)
					80	0.4	856	8.5	
					100	0.9	954	12.4	

HVI Certified performance based on HVI Procedures 915, 916, and 920.

FV-0510VSL1

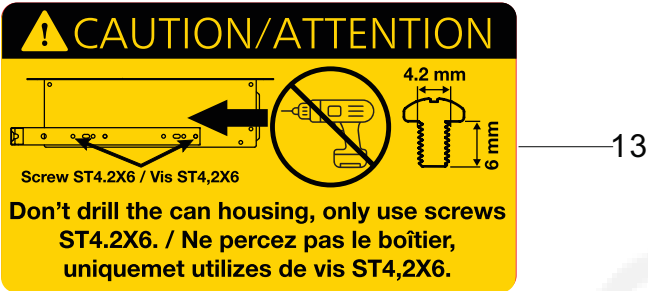
## Version A



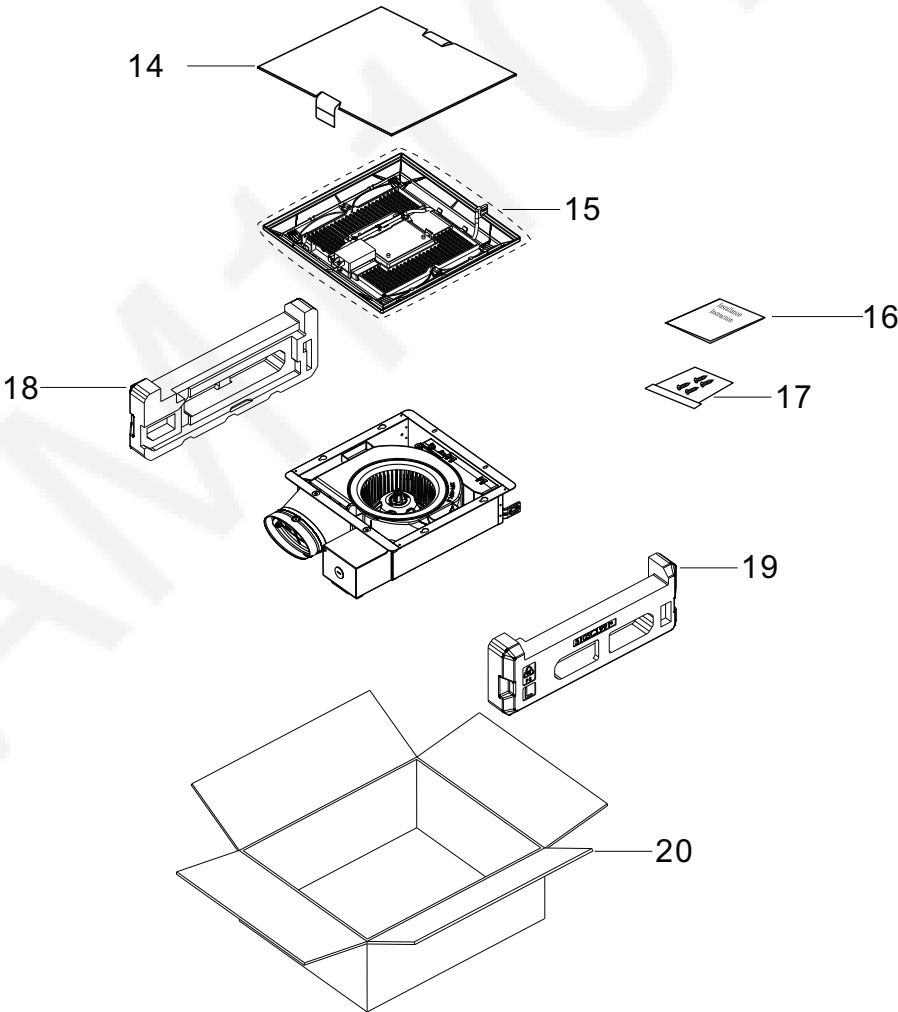
# 2. Parts Identification

FV-0510VSL1

## Main Labels

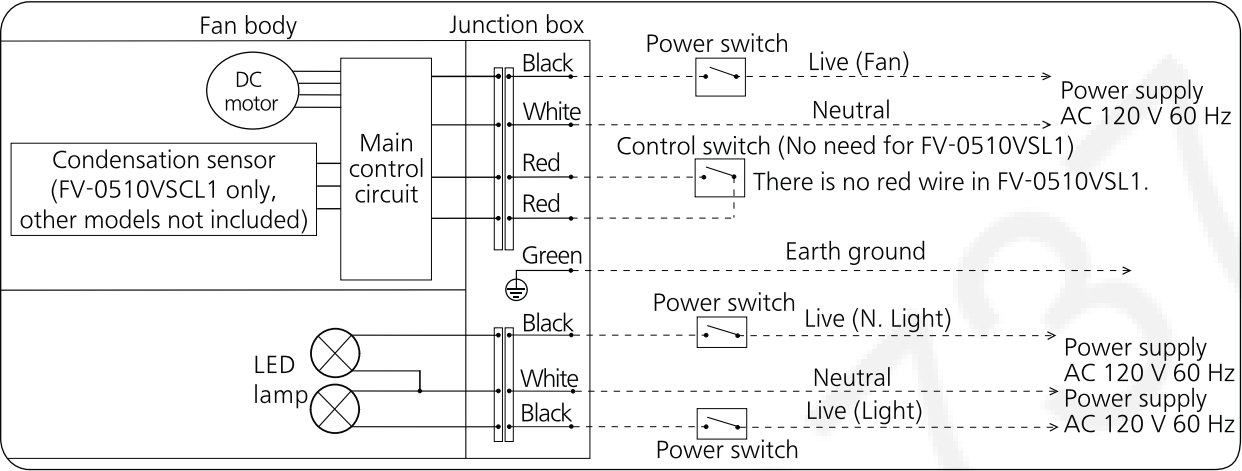
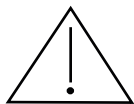


## Packing Section



### 3. Wiring Diagram

FV-0510VSL1



## 4. Parts List

FFV-0510VSL1

### Main Body Section

No.	Part No.	Part Name	Q'ty	Remark
1	FFV5710025S	Suspension Bracket	1	
2A	FFV1600159S	Frame Assy	1	
2B	FFV510VSFA	Frame Assy	1	
3	FFV0000173S	Adapter Assy	1	⚠
4	FFV0900074S	Connector Plate	1	
5	FFV0900069S	Connector Assy (L)	1	⚠
6	FFV0900072S	Connector Assy(V)	1	⚠
7	FFV3450010S	Earth Lead Wire	1	⚠
8	FFV2800027S	Junction Cover	1	
9A	FFV0510VS1M	Casing Section	1	⚠
9B	FFV0510VSCCS	Casing Section	1	⚠
10	FFV3400147S	Louver Assy	1	⚠
11	FFV3400148S	Led Unit	1	⚠
12	FFV3400149S	Louver Unit	1	
A	FFV7000108S	Truss Tap Screw	5	
B	FFV7000227S	Earth Screw Assy	1	
C	FFV7000202S	Bind Tap Screw	4	

### Main Labels

No.	Part No.	Part Name	Q'ty	Remark
13	FFV510VS1PL	Prevention Label	1	

### Packing Section

No.	Part No.	Part Name	Q'ty	Remark
14	FFV510VSCPA	Louver Pad Assy	1	
15	FFV4650016S	Poly Cover	1	
16	FFV510SCL34	Installation Instructions	1	
17	FFV510VS1AA	Accessory A	1	
18	FFV4710369S	Right Pad	1	
19	FFV4710370S	Left Pad	1	
20	FFV510VSL410	Packing Case Assy	1	